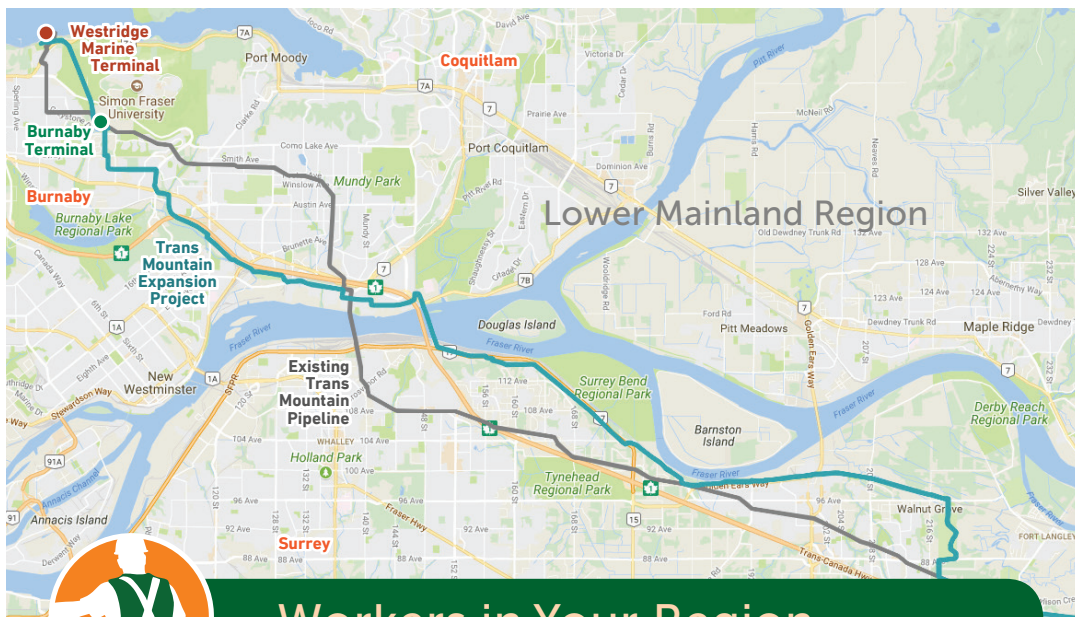


This report reflects the August 30, 2018 Federal Court of Appeal Decision cancelling the Order in Council, which had approved a Certificate of Public Convenience and Necessity related to the Trans Mountain Expansion Project. Projections\* include workers required to suspend construction-related activities on the Project in a safe and orderly manner.

Trans Mountain is monitoring the impact of construction on pipeline communities through a series of indicators identified in the Socio-Economic Effects Monitoring Plan. This construction impact information is gathered for each three-month period in a regional Socio-Economic Monitoring Report. Highlights from the quarterly regional report are provided here.

Go to [transmountain.com/socio-economic-reports](https://transmountain.com/socio-economic-reports) to view the complete Socio-Economic Monitoring Report for this region.

To learn more about construction activities in your region go to [transmountain.com/construction](https://transmountain.com/construction)



## Workers in Your Region

Workers On-Site Each Day  
(Average)

**102**

Worker Days



**TOTAL**

=




Local and Regional Workers



Other  
(outside local and regional communities)

Anticipated Worker Days in the Next Reporting Period\*




\*These projections reflect the August 30, 2018 Federal Court of Appeal Decision cancelling the Order in Council which had approved a Certificate of Public Convenience and Necessity related to the Trans Mountain Expansion Project. Projections include workers required to suspend construction-related activities on the Project in a safe and orderly manner.

## Worker Accommodation Nights



At Home

**5,675**



Local Accommodation

**1,465**



Work Camps

**0**



Total Living Out Allowance Paid to Workers



## Worker Health and Medical Services

Number of  
Times Sent to  
Local Health-  
Care Facility



Use of  
Ambulance  
or Other Public  
Emergency  
Transport



## Vehicles and Incidents

Vehicles Parked  
in Staging Area **37**  
(Daily Average)



Workers Transported from  
Staging Area to Job Site **40**  
(Daily Average)



Total Number of  
Vehicle Incidents **1**



## Public Inquiries and Responses\*

Trans Mountain will follow up on any complaints related to operations and construction.

Total Number  
of Inquiries  
for this Quarter



Sensory  
Disturbance



### Noise related to construction shutdown activity at Westridge Marine Terminal

Trans Mountain will follow up with any received complaints about noise to confirm its relation to construction activities. Trans Mountain is working to ensure compliance with Noise Management Plan (Condition 80).

### Visual impact of construction crane

Trans Mountain has followed up with the individual about a visual concern related to mobile construction cranes and was able to move the location of the crane during a non-active period to reduce visual concern.

\*Socio-economic topics only

CONTACT US:  
Trans Mountain

✉ [info@transmountain.com](mailto:info@transmountain.com)  
☎ 1.866.514.6700  
💻 [transmountain.com](http://transmountain.com)



@TransMtn



6025 Sussex Street  
PO Box 81018, South Burnaby  
Burnaby, BC, V5H 3B0 CANADA



[youtube.com/transmtn](https://www.youtube.com/transmtn)



**TRANSMOUNTAIN**