

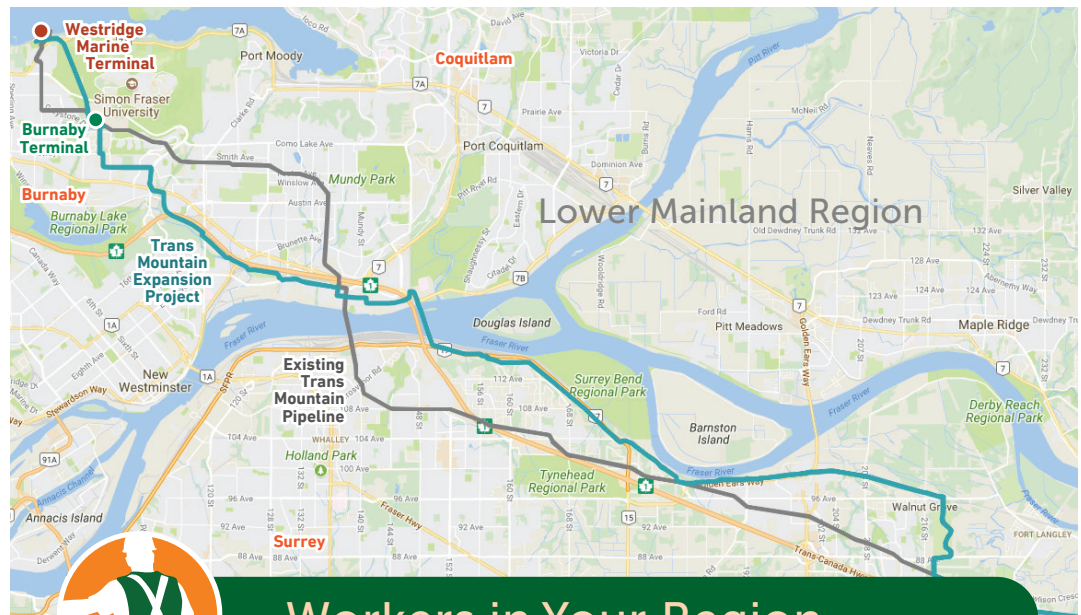
Construction activity related to the Trans Mountain Expansion Project is underway in your region.

Health and safety for our workers, their families and communities is a top priority while maintaining safe construction activities during COVID-19. Trans Mountain and its Project contractors are adopting government and company health and safety measures to protect its workforce and ensure work can safely continue.

Trans Mountain is monitoring the impact of construction on pipeline communities through a series of indicators identified in the Socio-Economic Effects Monitoring Plan. This Project impact information is gathered for each three-month period in a regional Socio-Economic Monitoring Report. Highlights from the quarterly regional report are provided here.

Go to [transmountain.com/socio-economic-reports](https://transmountain.com/socio-economic-reports) to view the complete Socio-Economic Monitoring Report for this region.

To learn more about construction activities in your region go to [transmountain.com/construction](https://transmountain.com/construction)



## Workers in Your Region

Workers On-Site Each Day  
(Average)


**687**

Worker Days



**TOTAL**

=



Local and Regional Workers



Other  
(outside local and regional communities)

Anticipated Worker Days in the Next Reporting Period



**33,775**



**29,705**




**26,610**

Worker Accommodation Nights



**50,780**

At Home



**11,755**

Local Accommodation



**0**

Camp Community



Total Living Out Allowance Paid to Workers



## Worker Health and Medical Services

Number of  
Times Sent to  
Local Health-  
Care Facility



Use of  
Ambulance  
or Other Public  
Emergency  
Transport



## Vehicles and Incidents

Vehicles Parked  
in Staging Area **344**  
(Daily Average)



Workers Transported from  
Staging Area to Job Site **413**  
(Daily Average)



Total Number of  
Vehicle Incidents **1**



## Public Inquiries\* and Responses\*\*

Trans Mountain will follow up on any complaints related to operations and construction.

Total Number  
of Inquiries  
for this Quarter



Traffic



### Project-Related Traffic, Traffic Safety

Trans Mountain follows up on any traffic-related concerns. Contractors have a Traffic Management Plan that addresses public protection measures, access roads/routes to the construction site and Traffic Control Plans for each work zone. Trans Mountain follows up with the contractor to ensure traffic-related requirements are being followed.

Sensory  
Disturbances



### Light, Dust, Noise – Westridge Marine Terminal (WMT), Burnaby Terminal

Trans Mountain follows up on light, dust and noise complaints related to construction activity at WMT and Burnaby Terminal. Trans Mountain is working with stakeholders to resolve and address such complaints where practical. Trans Mountain is working to ensure compliance with the Light Emission Management Plan for WMT.

\*Data in this report is reflective of activities specific to construction of the Trans Mountain Expansion Project. Data does not reflect Trans Mountain's ongoing operations and maintenance activities.  
\*\*Socio-economic topics only

### CONTACT US:

Trans Mountain

✉ [info@transmountain.com](mailto:info@transmountain.com)

☎ 1.866.514.6700

🌐 [transmountain.com](http://transmountain.com)

🐦 [@TransMtn](https://twitter.com/TransMtn)

📮 PO Box 81018, Burnaby, BC  
V5H 3B0 CANADA

📺 [youtube.com/transmtn](https://youtube.com/transmtn)

in



**TRANSMOUNTAIN**